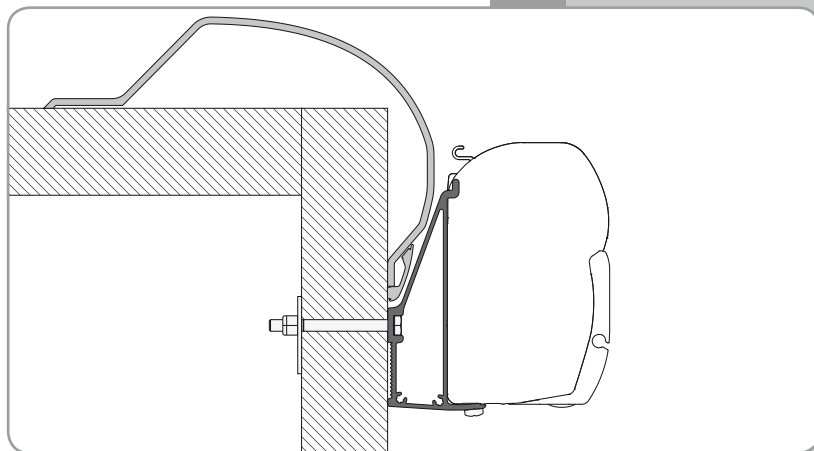


ADAPTER ARCA

DE	Montageanleitung für die Halterungen
EN	Installation instructions for brackets
FR	Instructions de montage pattes
ES	Instrucciones de instalacion de los estribos
IT	Istruzioni di montaggio staffe



Fiamma F45 / F70

DE Produktanleitung für
FR Instructions de produit pour
IT Istruzioni prodotto per

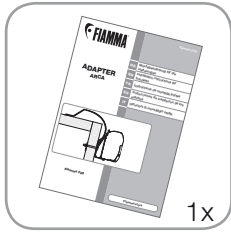
EN Product instructions for
ES Instrucciones producto para

Code

98655-852

Description

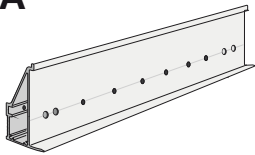
Adapter Arca 400



DE Verpackungsinhalt
FR Contenu de l'emballage
IT Contenuto dell'imballo

EN Package contents
ES Contenido del embalaje

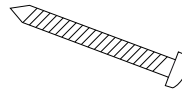
A



400

1x

B



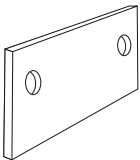
6x

C



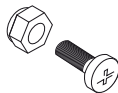
4x

D



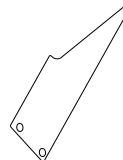
2x

E



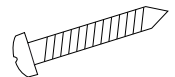
3x

F



2x

G



4x

DE Garantie Fiamma

FR Garantie Fiamma

IT Garanzia Fiamma

EN Warranty Fiamma

ES Garantía Fiamma

DE Im Falle einer Vertragswidrigkeit der Ware, kann der Verbraucher unter den erforderlichen Voraussetzungen gegenüber dem Verkäufer von dem Garantieanspruch zu den festgelegten Bedingungen gemäss den lokalen Rechtsvorschriften Gebrauch machen.

EN In case of defects with regards to materials and manufacturing, the customer is entitled to the warranty in accordance with local laws and regulations of the country in which the product was purchased.

FR En cas d'un défaut de conformité du produit, le consommateur pourra faire valoir ses droits de recours en garantie selon les modalités prévues par les dispositions légales locales, pour autant que les conditions de recours soient remplies.

ES En caso de fallos o defectos de material y de fabricación, el cliente puede hacer valer la garantía de acuerdo con las leyes y reglamentaciones del país en el que el producto haya sido comprado.

IT In caso di difetto di conformità dei beni, il consumatore potrà far valere nei confronti del venditore la garanzia secondo le modalità previste dalle disposizioni di legge locali, ove ne ricorrano i presupposti.

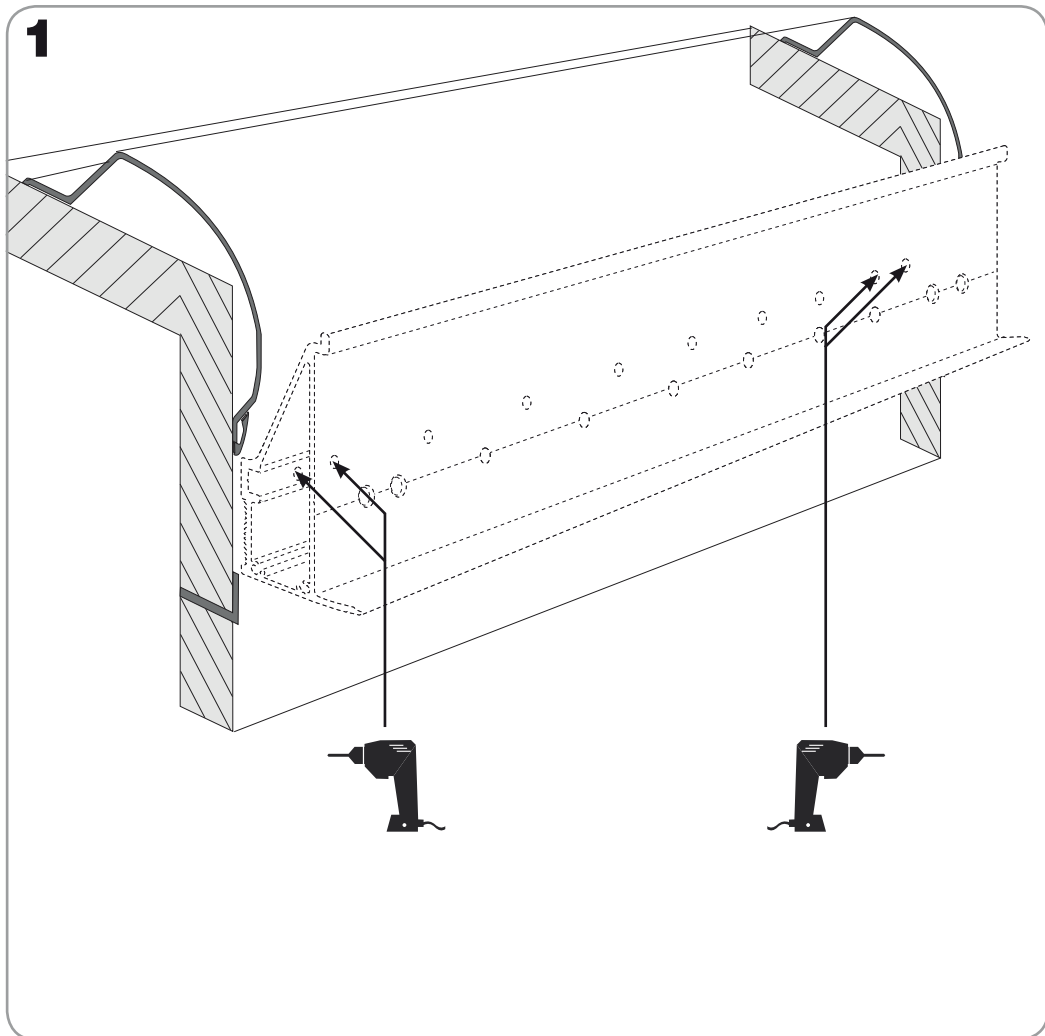
DE Anbringung der Halterungen am Fahrzeug

EN Installation of the brackets on the vehicle

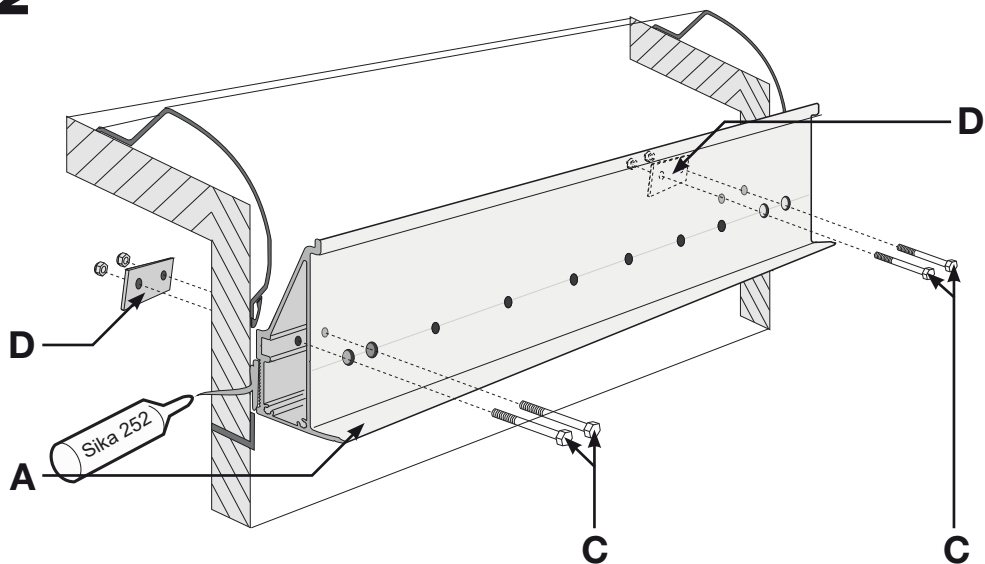
FR Installation des pattes sur le véhicule

ES Instalación de los estribos sobre el vehículo

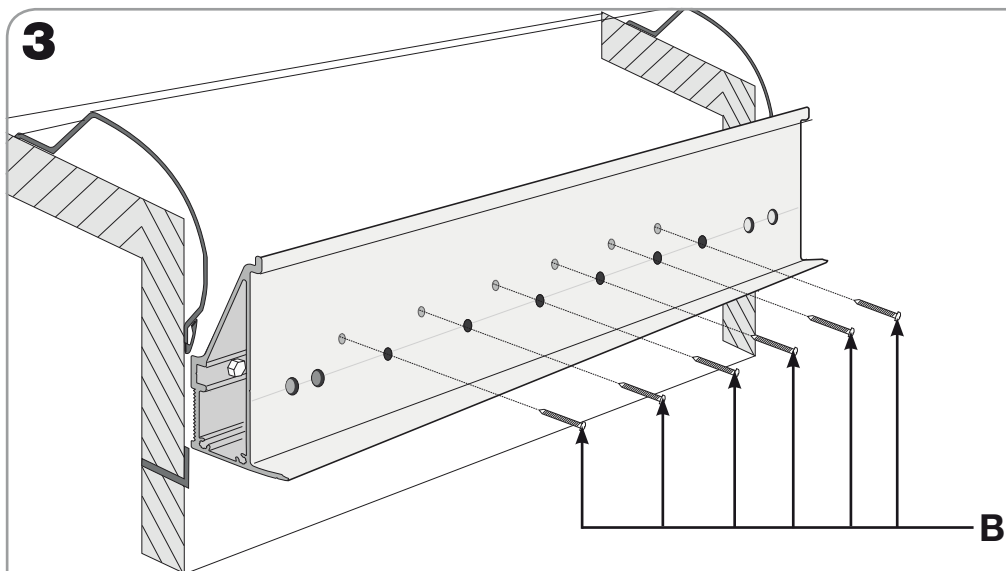
IT Montaggio delle staffe sul mezzo



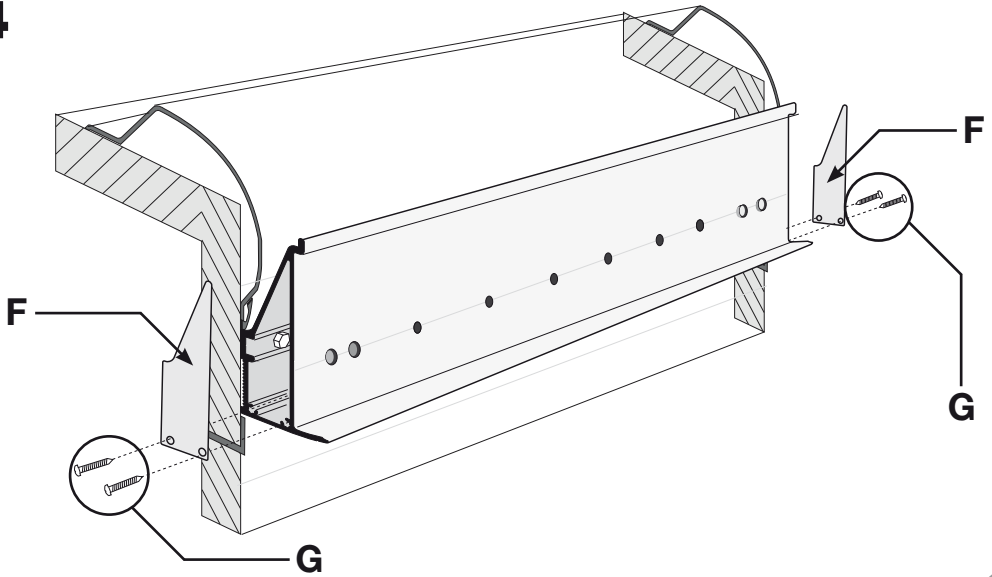
2



3



4



DE Anbringung der Markise auf die Halterungen

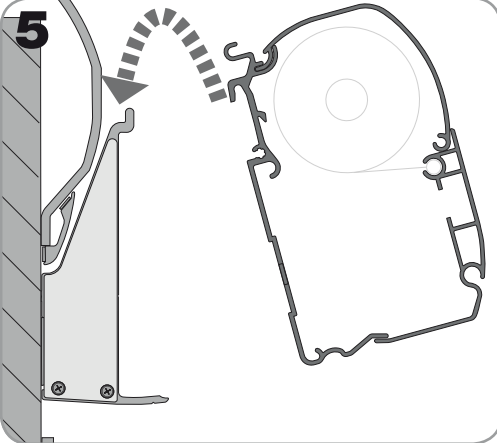
EN Installation of the awning on the brackets

FR Installation du store sur les pattes

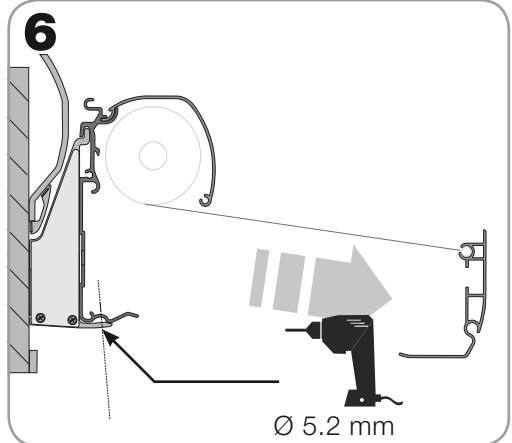
ES Fijación del toldo sobre los estribos

IT Montaggio del tendalino sulle staffe

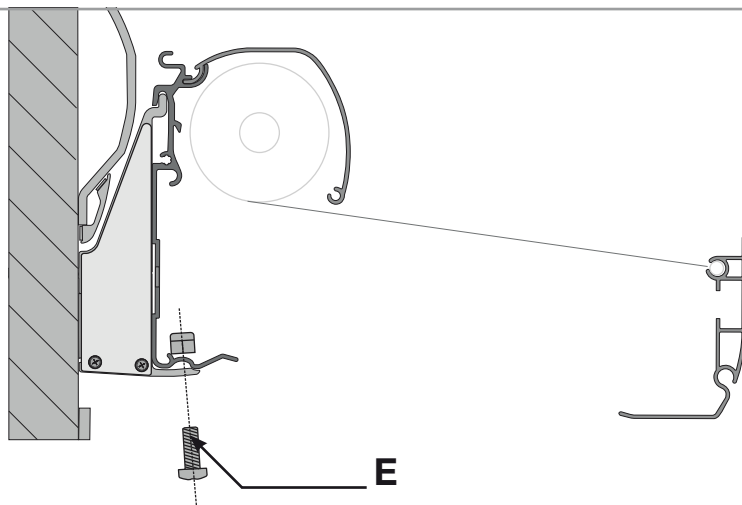
5



6



7



DE ACHTUNG Regelmäßig die Befestigung für die Halterungen kontrollieren. Achten Sie vor allem nach den ersten Kilometern darauf, dass sich die Haltebügel nicht verschoben haben

EN ATTENTION Periodically check the brackets to make sure they are firmly attached (especially after the first kilometers), make sure that the bolts are not loose and that holding brackets have not shifted

FR ATTENTION Contrôler périodiquement l'état de fixation des pattes (surtout après les premiers kilomètres) en s'assurant que les supports de fixation n'aient pas bougé

ES CUIDADO Controlar periódicamente el estado de fijación de los estribos (sobre todo después de los primeros Kms) asegurándose que no se desplacen

IT ATTENZIONE Controllare periodicamente lo stato di fissaggio delle staffe (soprattutto dopo i primi chilometri) assicurandosi che le stesse non si siano mosse e che i serraggi siano corretti

DE Bitte halten Sie sich beim Gebrauch für die Markise an die Gebrauchsanweisung

EN When using the awning please follow the instructions of the product

FR Pour l'utilisation du store, se référer aux instructions du store même

ES Para el uso del toldo, atenerse a las instrucciones que se encuentran en el producto

IT Per l'utilizzo del tendalino, attenersi alle istruzioni presenti nel prodotto



fiamma.com

All rights reserved.

Fiamma S.p.A. reserves the right to modify at any time, without notice, prices, materials, specifications and models or to cease production of any model.

Fiamma SpA - Italy
Via San Rocco, 56
21010 Cardano al Campo (VA)

98655-852 Adapter Arca 400

R0_IS_98690-132_revC

Fiammastore

Codice Istruzione	R0_IS_98690-132 revisione C
Descrizione	Adapter Arca
Materiale	Carta comune 80 gr/m ²
Stampa	Offset o digitale
Colore Stampa	B/N
Formato	105x148 mm
Confezione	Punto metallico

